
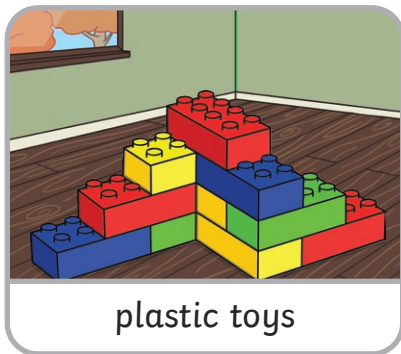



## Key Vocabulary

<b>object</b>	A thing that can be used. For example a door, chair, car, table are all <b>objects</b> .
<b>material</b>	<b>Materials</b> are what an <b>object</b> is made from.
<b>hard</b>	Not easily broken or bent.
<b>soft</b>	If something is <b>soft</b> , it is easy to cut, fold or change the shape of.
<b>stretchy</b>	Can be pulled to make it longer or wider without breaking.
<b>shiny</b>	Reflects light easily.
<b>dull</b>	Doesn't reflect light. Doesn't look bright or <b>shiny</b> .
<b>rough</b>	If something is <b>rough</b> , it feels and looks uneven or bumpy.

## Key Knowledge

### Materials:




To look at all the planning resources linked to the Everyday Materials unit, [click here](#).

Key Vocabulary	
<b>smooth</b>	Smooth <b>objects</b> have no lumps or bumps.
<b>bendy</b>	Bendy things can be <b>bent</b> easily into a curved or folded shape.
<b>not bendy</b>	If something is <b>not bendy</b> , it can't be bent easily into a curved or folded shape.
<b>waterproof</b>	If something is <b>waterproof</b> , it keeps water out. It keeps things dry.
<b>not waterproof</b>	<b>Not waterproof materials</b> let water in.
<b>absorbent</b>	If something is <b>absorbent</b> , it soaks liquid up.
<b>not absorbent</b>	If something is <b>not absorbent</b> , it does not soak up liquid.
<b>transparent</b>	Transparent <b>objects</b> can be seen through.
<b>opaque</b>	<b>Opaque objects</b> can't be seen through.

Key Knowledge

Materials:



brick



fabric



paper



stone



paper books



brick houses



fabric clothing



stepping stones